



To Study The Lakes Water Quality In The Daund Taluka

Asst.Prof. Nikhil Trimbak Hole
Popatrao Kisanrao Thorat College,
Khutbav, Pune, Maharashtra.

Abstract: It is important to know the quality of water re- sources for drinking, domestic and irrigation in the rural area. Because, in recent times, there has been increased demand for water due to population growth and intense agricultural activities, so, hydro geochemical investigations come into prominence for the groundwater use. The purpose of constructing lakes is to supply water to agricultural land and drinking purpose. The quality of water is fall down day by day. In this study, it has been determined whether the water quality from some of the lakes in specific region of Daund taluka is suitable for drinking and agriculture purposes or not. Five samples were collected from different Lakes from different regions and each sample was examined for Physiochemical parameters. The Physiochemical analysis of the water was carried out as per the guidelines of WHO (World Health Organization), CWC (Central Water Commission) and CPCB (Central Pollution Control Board of India). Standards of water quality and various parameters were assessed, such as pH, Dissolved Oxygen (DO), Chemical Oxygen Demand (COD), Temperature, Specific conductivity, and total dissolved solid. In all the samples, the pH was almost neutral to slightly acidic. The TDS, Temperature, pH and conductivity varied from sample to sample, but they were all within the permissible range.

Keywords: TDS, conductivity, water samples, physical parameters, CWC, CPCB.

Introduction: A multitude of factors and seasonal variations affect the chemistry, geochemical processes, quality, categorization, and long-term viability of groundwater. Hydrochemical studies are now in charge of managing and controlling critical groundwater supplies. Because of the importance of the aquifer system in the regional and national economy, fundamental hydrogeological patterns such as groundwater hydrodynamics, hydrochemical properties, sources, and migration pathways of water masses must be investigated. Various studies have been conducted to determine the quality of groundwater for irrigation. In Daund taluka many lakes are available in the study area as groundwater resources. These lakes form the major water supply sources for drinking and irrigation purposes in Daund Taluka. Also, lakes are essential for agricultural purposes in the region. In this study, hydrochemical processes, drinking, and Irrigation water chemistry, classified for agrarian purposes lakes, were evaluated to determine the water quality.

Materials & Methods:

Collection of Sample

Five samples were collected from different Lakes from different regions in Daund taluka. The water samples were collected in triplicate in plastic containers and promptly transported to the laboratory for further physiochemical parameter evaluation using American Public Health Association (1995). The parameters chosen for the examination are outlined in full in (Table 1). For the month of April 2022, water analysis was conducted for five lakes in different areas of Daund taluka, with the findings given in (Table 2), correspondingly.




table 1.chemical evaluation of water samples parameters and methods

| Sr. No. | Parameter of water analysis | Methods |
|---------|-----------------------------|--------------------|
| 1. | pH | pH Metry |
| 2. | DO | Azide modification |
| 3. | COD | Dichromate reflux |
| 4. | Hardness | Titrimetric |
| 5. | Alkalinity | Titrimetric |
| 6. | Conductivity | Conductivity meter |
| 7. | Hardness | Titrimetric |

table 2. physicochemical characteristics of five lake samples in daund taluka:

| Sr. No. | Parameter of water analysis | Units | Daund Lake (S1) | Kasurdi Lake (S2) | Nandur Lake (S3) | Natahchi-wadi lake (S4) | Varvand Lake (S5) |
|---------|-----------------------------|----------|-----------------|-------------------|------------------|-------------------------|-------------------|
| 1. | pH | - | 7.61 | 7.55 | 8.30 | 7.25 | 8.18 |
| 2. | Temperature | °C | 29 | 28 | 29 | 28 | 28 |
| 3. | DO | Mg/l | 4.25 | 4.15 | 5.08 | 4.55 | 4.75 |
| 4. | COD | Mg/l | 45 | 35 | 28 | 36 | 80 |
| 5. | Hardness | Mg/l | 120 | 135 | 85 | 112 | 160 |
| 6. | Alkalinity | Mg/l | 128 | 142 | 158 | 162 | 186 |
| 7. | Conductivity | µmhos/cm | 251 | 670 | 182 | 786 | 218 |
| 8. | TDS | Mg/l | 288 | 225 | 251 | 470 | 550 |

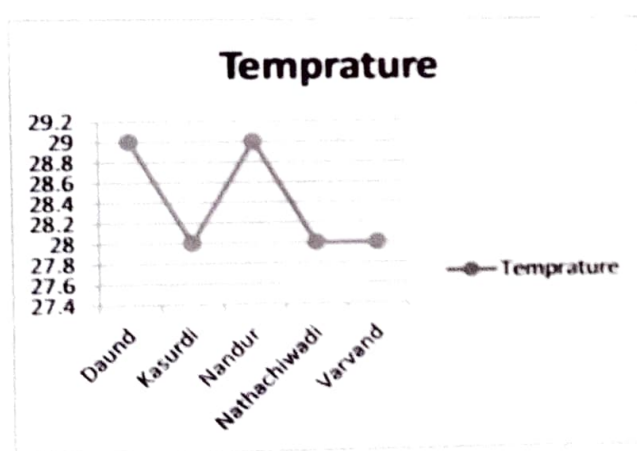


figure 1

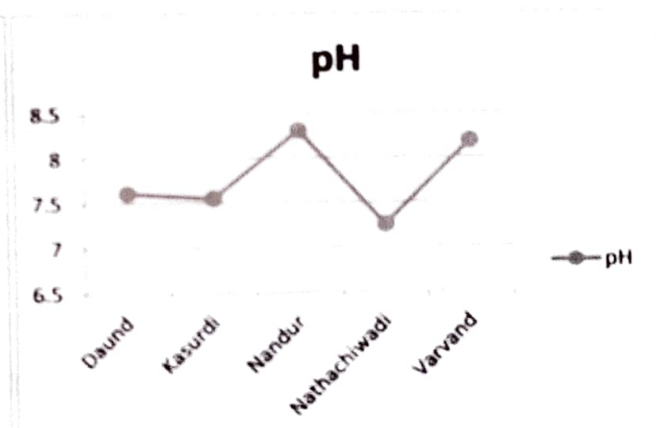


figure 2



DO

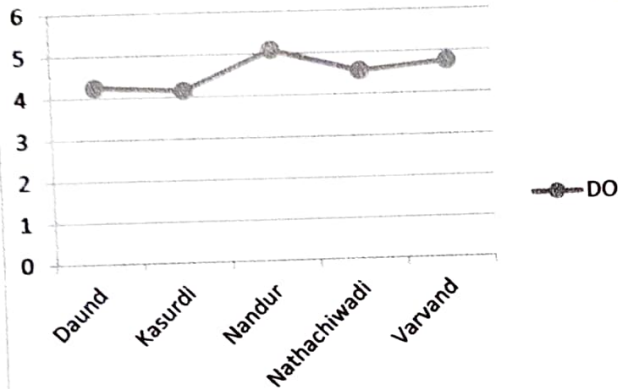


figure 3

COD




figure 4

Hardness

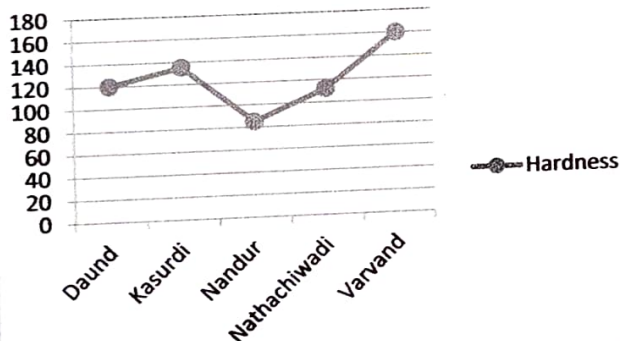


figure 5

Alkalinity

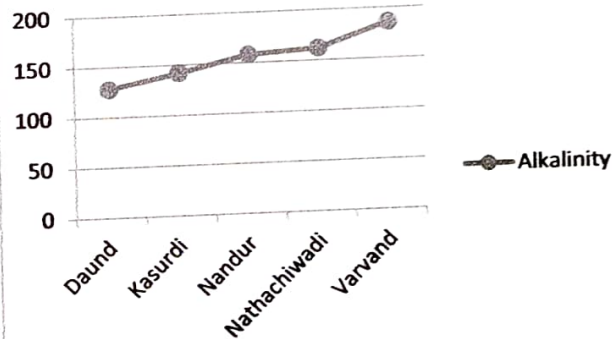


figure 6

Conductivity

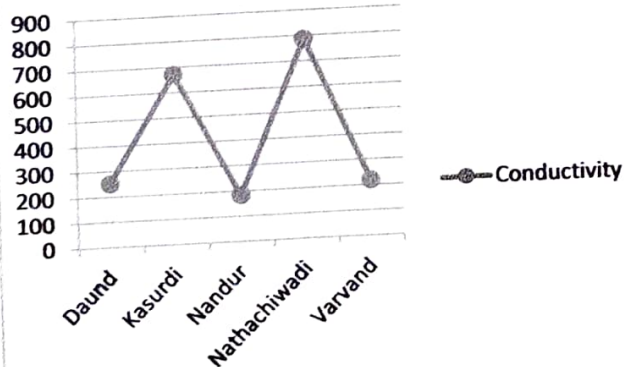


figure 7

TDS

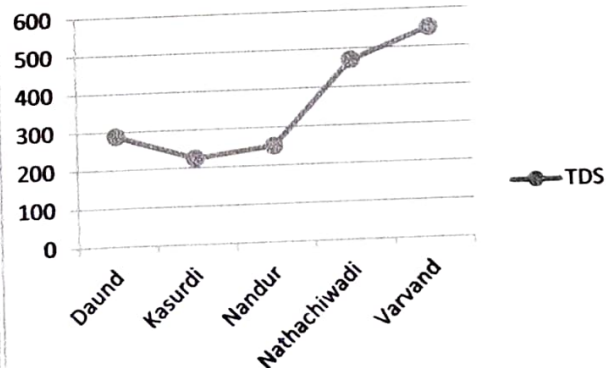


figure 8

Result and Discussion: pH of water is important for the biotic compound because most of the plant and animal species can survive in a narrow range of pH from slightly acidic to slightly alkaline condition. pH value is in the range of 7.25 to 8.30. The pH range except S4 all other was slightly basic and S2 was Neutral (Fig 1). The temperature of water was found to be in the range between 28°C to 29°C (Fig 2). The temperature of water is one important parameter which directly influences some chemical reaction in aquatic ecosystem. The dissolved oxygen varied from 4.25 to 5.08 mg/l (Fig 3) during the study. As it is required to all the plants and animals for respiration, the high temperature and low dissolved oxygen during summer create favorable condition for the development of green algae. The chemical oxygen requirement was found to be between 28 and 80 mg/l (Fig 4). Temperature influences factors in water such as dissolved oxygen and chemical oxygen demand.

The total hardness value is in the range of 85 to 160. Mg/l (Fig 5). Calcium and Magnesium compounds, as well as a number of other metals, cause hardness. The total alkalinity was between 128 and 186 mg/l (Fig 6). The elevated pH could be causing the alkalinity. Carbonates, bicarbonates, and hydroxide compounds may lead to the increased pH. The conductivity ranged from 182 to 786 mhos/cm (Fig 7). The maximum conductivity was found in S4. Conductivity in water is affected by the presence of inorganic dissolved solids such as chloride, nitrate, sulfate, and phosphate in addition to that sodium, magnesium, calcium, iron, and aluminum. 225 and 550 mg/l. is the range for total dissolved solids (Fig 8). The mobility is often harmed by high total dissolved solids. The TDS range of S1, S2, and S3 was in the range of 200 to 300 mg/liter so it is acceptable for both drinking and irrigation purpose. Sample 4 and 5 has the highest TDS as compare to the other samples and the conductivity is also high that means the Sample 4 and 5 are not suitable for the drinking purpose but they are useful in irrigation purpose.

References:

- 1) Hamed Y, Dassi L, Tarki M, Ahmadi R, Mehdi K, Dhia HB (2011) Groundwater origins and mixing pattern in the multilayer aquifer system of the Gafsa-south mining district: a chemical and isotopic approach. *Environ Earth Sci* 63(6):1355–1368
- 2) Dassi L (2011) Investigation by multivariate analysis of groundwater composition in a multilayer aquifer system from North Africa: a multi-tracer approach. *Appl Geochem* 26:1386–1398
- 3) Nag SK, Das S (2014) Quality assessment of groundwater with special emphasis on irrigation and domestic suitability in Suri I & II blocks Birbhum District West Bengal India. *Am J Water Resource* 2(4):81–98
- 4) Bhatia K.K.S., Omkar Singh, Water quality assessment for management of a typical lake in South India (NCEC- 2006).
- 5) Bhatia K.K.S, Lake water quality monitoring and Modelling Chaturvedi Samiksha; Dineshkumar and Sing R.V.(2003).
Res j.chem.Environ. 7(3).
- 6) Azhagesan R., NWA Water Quality parameters and water quality standards for different uses
- 7) WHO; Guidelines For Drinking Water Quality, 2nd Edition 1, 52-82, Geneva; (1993)
- 8) Gupta, Paul M (2010) The seasonal variation in ionic composition of pond water of Lumding, Assam, India. doi:10.12944/ CWE.8.1.12

- 9) Giardino C, Brando VE, Dekker AG, Strohecker N, Candiani G (2007) Assessment of water quality in Lake Garda (Italy) using Hypack, remote sensing of environment, 183-195. <http://www.sciencedirect.com>
- 10) Prakash C. (1982). Water quality of Keetham lake (soor sarovar). J. Envi. Bio., 4 (4), 193-200

Acited S.
Principal
Popatrao Kisanrao Thorat College
Khutbav, Tal. Daund, Dist. Pune


IQAC Co ordinator
Popatrao Kisanrao Thorat College
Khutbav, Tal. Daund, Dist. Pune.



SATPUDA SHIKSHAN VA GRAMIN VIKAS SANSTHA'S

BAPUMIYA SIRAJODDIN PATEL ARTS, COMMERCE AND SCIENCE
COLLEGE, PIMPALGAON KALE, TQ-JALGAON JAMOD, DIST-BULDANA

Minority Status Institution

Permanently Affiliated to Sant Gadge Baba Amravati University, Amravati

Accredited with "B" Grade by NAAC



NATIONAL MULTIDISCIPLINARY RESEARCH E-CONFERENCE

(NMRC) - 2022

CERTIFICATE

This is to certify that Mr. Nikhil Trimbak Hole of Popatrao Kisanrao Thorat College, Khutbav has actively presented paper in one day National Multidisciplinary Research E-Conference 2022 entitled To Study The Lakes Water Quality In The Daund Taluka Organized by Bapumiya Sirajoddin Patel Arts, Commerce and Science College, Pimpalgaon Kale and its IQAC on 28th May 2022. Your participation is highly appreciated.

IQAC Co ordinator
Popatrao Kisanrao Thorat College
Khutbav, Tal. Daund, Dist. Pune,

Dr. C. B. Palan
Convener

Head Dept. of Physics



Principal
Popatrao Kisanrao Thorat College
Khutbav, Tal. Daund, Dist. Pune

Dr. I. A. Raja
Principal